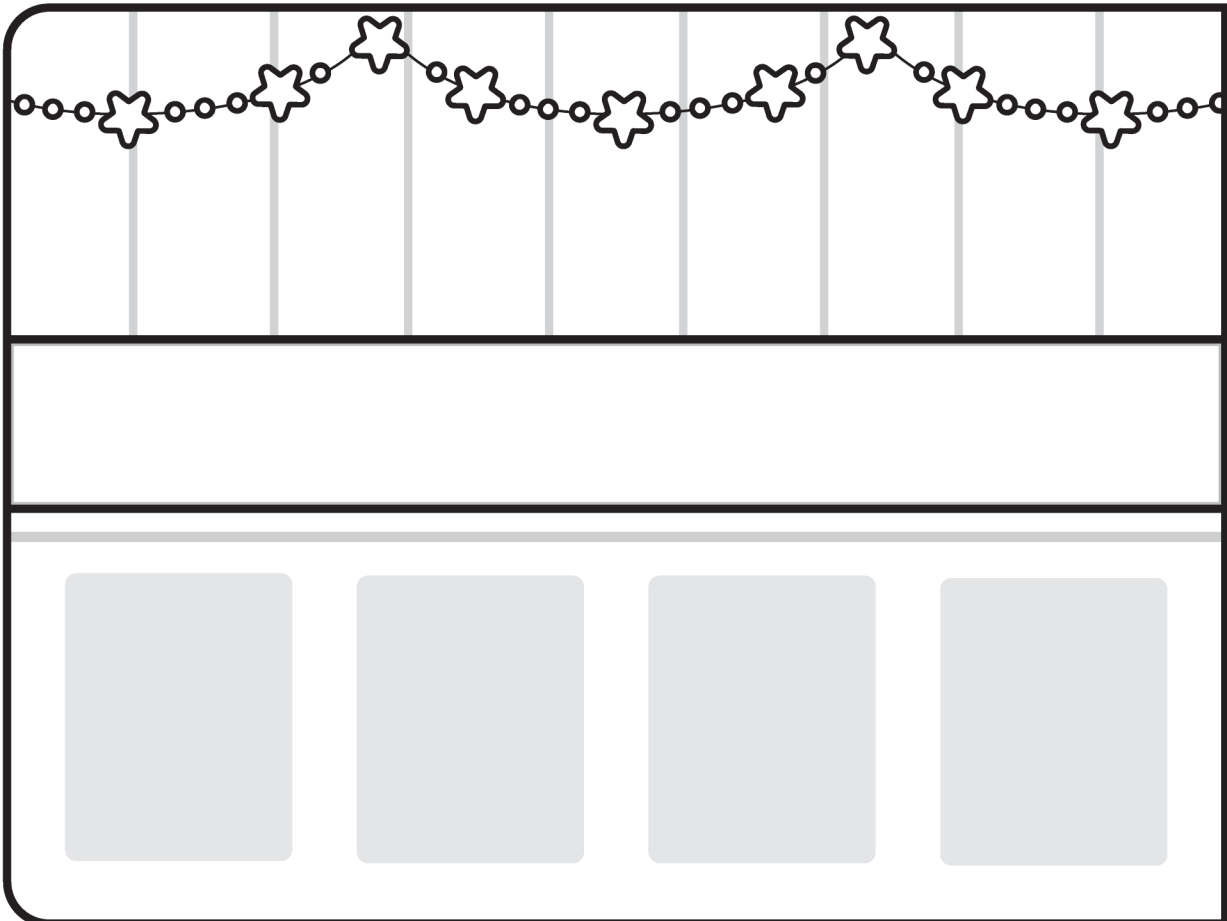
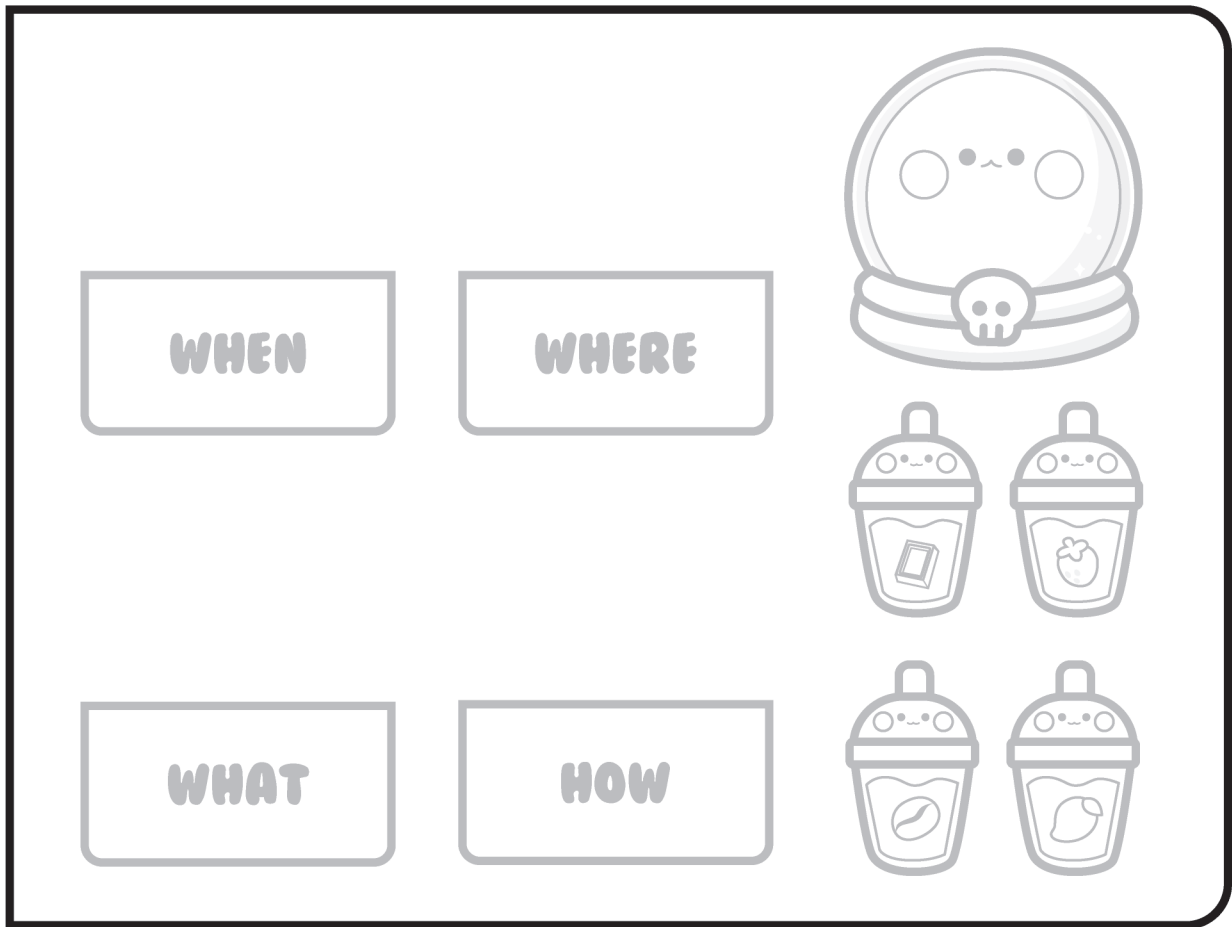


1

앞면 코팅지




뚝뚝토이 (https://blog.naver.com/seo_0607) Copyright 2024. ddundduntoy all rights reserved.





3

앞, 뒷면 코팅지



DDUNDDUN TOY

똥똥토이 (https://blog.naver.com/seo_0607) Copyright 2024, ddundduntoy all rights reserved.



WHEN

WHERE

WHAT

HOW

4

코팅 안함

코팅하고 싶다면~!!

방법 1. 박스টে이프로 코팅한 뒤 폴을 발라 접어서 붙여주세요

방법 2. 코팅지로 앞면을 붙여준 뒤 카드를 각각 모두 오려서 폴로 맞붙여주세요

(각각 오리지 않고 접어붙이면 코팅지가 잘 접히지 않아 들뜨게 됩니다)

똥똥토이 (https://blog.naver.com/seo_0607)
Copyright 2024, ddundduntoy all rights reserved.

